



INTERNATIONAL
LYMPHOEDEMA
FRAMEWORK

TOWARDS GLOBAL IMPLEMENTATION OF BEST PRACTICE OPPORTUNITIES AND CHALLENGES



3rd ILF CONFERENCE TORONTO, Canada 16 - 18 JUNE 2011

Canadian
Breast Cancer
Foundation
ONTARIO

Fondation
canadienne du
cancer du sein
ONTARIO



Canadian
Lymphedema
Framework

Lymphedema
Association of Ontario

www.lympho.org

Belong



Together

TOWARDS GLOBAL IMPLEMENTATION OF BEST PRACTICE OPPORTUNITIES AND CHALLENGES

Welcome to the 3rd ILF Conference

The Canadian Breast Cancer Foundation – Ontario Region is proud to be the Lead Sponsor of this international event and to provide bursary support to enable patient participation in the conference. The Foundation and the Lymphedema Association of Ontario have a long and established relationship based on a shared commitment to quality of life issues for breast cancer survivors including lymphedema.

The Canadian Breast Cancer Foundation – Ontario Region would like to extend a special welcome to the Canadian, American and International delegates. We believe that change can best happen by bringing people together who care about an issue and we thank you for your continued collaboration and dedication to improving lymphedema outcomes and quality of life for all individuals living with or at risk of lymphedema.

Sandra Palmaro, CEO of the Canadian Breast Cancer Foundation - Ontario Region

It is with great pleasure that we welcome you to the 3rd ILF Conference held this year in Toronto, Canada. This is our first conference away from the UK and we are delighted to be co-hosting it with the Canadian Lymphedema Framework and the Lymphedema Association of Ontario. They have been an inspiration to work with and the conference would not have been possible without their enormous effort and commitment.

Delegates have come from far and wide, representing many different countries and disciplines. We are pleased that in addition to the professional elements of the conference we are also able to host a Patient Conference within the programme under the direction of the Lymphedema Association of Ontario.

We are particularly delighted to welcome our National Framework partners who have worked so hard in the last year, both in their own countries, and also in contributing to this conference. During the conference the American Lymphedema Framework will share their results from the Systematic Reviews they have been undertaking. The Canadian Lymphedema Framework will present the findings from their Survey and Landscape Study. The Japanese Lymphoedema Framework will launch the web-based ILF Minimum Data Set, a project for which they obtained research funding and have completed in a very short timescale. Colleagues from other countries such as France, Australia, Denmark and Greece will also share their work with us during the conference.

This event symbolises the passion that many of us feel in striving to improve the care of patients throughout the world and the desperate need for recognition of this neglected problem. We hope you will enjoy the different aspects of the conference and will be able, through the interactive sessions, to ensure that your voice is heard and understood.

The last year has been a challenging one for the ILF and we are grateful for the many people who have supported and encouraged us, in particular our partners in Industry, without whose support this conference would not be possible.

We hope you enjoy your time in the beautiful city of Toronto and return energised to work together for a better life for our patients.

Christine Moffatt CBE, Chair of the International Lymphoedema Framework

Canadian Breast Cancer Foundation ONTARIO

Fondation canadienne du cancer du sein ONTARIO



TOWARDS GLOBAL IMPLEMENTATION OF BEST PRACTICE OPPORTUNITIES AND CHALLENGES

Table of Contents

p.4.....	Programme THURSDAY
p.5.....	Programme FRIDAY
p.6.....	Programme SATURDAY
p.7.....	Programme LAO PATIENT CONFERENCE
p.8.....	Speakers
p.10.....	Plan of Marriott Eaton Centre
p.11.....	General information
p.12.....	Exhibitors
p.16.....	THURSDAY Morning : detailed programme
p.18.....	THURSDAY Afternoon : detailed programme
p.20.....	FRIDAY Morning : detailed programme
p.22.....	FRIDAY Afternoon : detailed programme
p.24.....	SATURDAY Morning : detailed programme
p.26.....	SATURDAY Afternoon : detailed programme

THURSDAY

9:00 – 9:30	Welcome Address: <i>C. Moffatt, A. Towers</i>						
9:30 – 10:30	Plenary Session: Progress on ILF Best Practice Document 2nd Edition – <i>J. Armer, C. Moffatt, D. Glover</i>						
HEALTH BREAK & EXHIBITION							
11:00 – 12:30 Concurrent Sessions	Abstract Session A1 Practice 1	Abstract Session A2 Service	Workshop A3 Implementing Best Practice; Clinical Reasoning	Workshop A4 ICF Core Set	Workshop A5 Team Building Skills	Workshop A6 Education Focus Group	Workshop A7 Yoga
12:45 – 13:45	Lunch Symposium Hosted by 3M: 3M™ Coban™ 2 System - Innovation in Lymphoedema Compression Therapy						
14:00 – 14:45	Plenary Session: Psychosocial Aspects of Lymphoedema – <i>R. Thomas-MacLean, M. Fu</i>						
14:45 – 15:30	Plenary Session: Obesity and Lymphoedema – <i>M. Flour</i>						
HEALTH BREAK & EXHIBITION							
16:00 – 17:30 Concurrent Sessions	Abstract Session B1 Practice 2	Abstract Session B2 Surgical Approach	Workshop B3 Treatment of Lipoedema Associated with Obesity	Workshop B4 Hosted by Haddenham: LymCalc	Workshop B5 Patients with Wounds and Lymphoedema	Workshop B6 Head & Neck Lymphoedema	
17:30 – 19:00	Welcome Reception (Open to all delegates and exhibitors)						

FRIDAY

08:30-10:00	Plenary Session: Diagnostics - <i>N. Piller, M. Bernas</i>					
	HEALTH BREAK & EXHIBITION					
10:30-12:00 Concurrent Sessions	Abstract Session C1 Diagnostics	Workshop C2 Diagnostics	Workshop C3 Palliative Care	Workshop C4 Hosted by 3M Hands-on Bandaging Techniques with 3M™ Coban™ 2 System	Workshop C5 Diagnostic 2: Bio-Impedance	Workshop C6 Aqua Lymphatic Therapy
12:15 - 13:15	Lunch Symposium: Hosted by CBCF - Breast Cancer Survivors and Lymphoedema – <i>M. Fu, A. Towers, J. Armer</i>					
13:30 - 15:00	Plenary Session: ILF Lymphoedema Dataset – <i>P. Franks, J. Sugama, C. Shyu, N. Hutchison</i>					
	HEALTH BREAK & EXHIBITION					
15:30 - 17:00 Concurrent Sessions	Abstract Session D1 Evidence for Treatment	Abstract Session D2 Exercise	Workshop D3 ILF Minimum Dataset	Workshop D4 Laughing Therapy	Workshop D5 What's Your Criteria For Change?	Workshop D6 Lymphoedema Service
Starts at 19:15	Conference Dinner (<i>For pre-booked ticket holders who registered for this option</i>)					

PRIMER SPECIFIC SESSIONS (*For pre-booked ticket holders who registered for this option*)

08:30-10:00	Plenary Session: Part One - Anatomy and physiology of the lymphatic system, the definition, classification and stages of lymphedema and differential diagnosis - <i>J. McFarland, L. Hutchings, K. Blanchfield</i>
13:30-15:00	Plenary Session: Part Two - Lymphedema treatment (theory and demonstrations of MLD and compression), the practicalities of garment measurement and prescription plus exercise and risk reduction best practices - <i>R. Harris, D. Tidhar</i>

SATURDAY

08:30-10:00	Plenary Session: Developments in Compression - <i>H. Partsch, N. Stout, S. Rockson</i>				
HEALTH BREAK & EXHIBITION					
10:30-12:00	Workshop E1	Workshop E2	Workshop E3	Workshop E4	Workshop E5
Concurrent Sessions	How Compression Works	Hosted by Haddenham/Farrow: Adapting Compression for Clinical Challenges	Advanced Measurement and Fitting of Compression Hosiery	Managing Genital Oedema	Intermittent Pneumatic Compression
12:15-13:15	Lunch Symposium: Focus on Global Issues - <i>N. Stout, M. Sneddon, A. Guruprasad</i>				
13:30-14:45	Plenary Session: Children with Lymphoedema - <i>I. Quéré, F. Connell</i>				
HEALTH BREAK & EXHIBITION					
15:15-16:30	Plenary Session: Infection in Lymphoedema - <i>V. Keeley, P. Brantus</i>				
16:30-17:00	Closing Remarks and Welcome to Montpellier 2012 - <i>C. Moffatt, I. Quéré</i>				

LAO PATIENT CONFERENCE
(see detailed programme on page 7)

SATURDAY

LAO PATIENT CONFERENCE

TIME	TITLE	SPEAKERS	TOPIC	ROOM	
08:30-10:00	Plenary Session Lymphedema: A Comprehensive Overview	A. Kennedy	Welcome address: An introduction to the day and work of the Lymphedema Association of Ontario	York A & B	
		N. Piller	Lymphedema A-Z: risk factors and prevention guidelines, diagnostic measures and both traditional and non-traditional treatment options		
10:30-12:00	Plenary Session Learn from the Experts	M. Fu	New developments in lymphatic research - an understanding of infection-inflammation in relation to lymphedema	York A & B	
		C. Moffatt, V. Keeley, M. Fu	Panel of experts - Question and Answer Period with leading international lymphedema experts		
12:00-13:30	<i>Box lunch, visit to Exhibition and optional Lunch Symposium (see programme on page 24)</i>				
13:30-14:45	Concurrent Sessions	Workshop A Self-Management of Lymphedema	D. Squire	The four cornerstones of lymphedema treatment including MLD, compression, skin care, and exercise	York A
		Workshop B Skin Care and Nutrition	S. Bowles, D. Lue Reise	The importance of daily skin care regimes, nutrition and diet in lymphedema management	Bay
		Join ILF Plenary Session Children with Lymphoedema Chair: M. Sneddon	I. Quéré	Clinical features of constitutional lymphoedema in children and adults: what is progression related to?	Grand Ballroom
			F. Connell	Recent advances in the genetics of primary lymphoedema	
15:15-16:30	Concurrent Sessions	Workshop C: Overview of Compression Treatments	D. Hardy	The theory and practicalities of compression bandaging and garments and their role in lymphedema management	York A
		Workshop D Exercise: Practical Considerations	K. Johansson	Current research supporting exercise for lymphedema patients	Bay
			R. Kelly	A 50-minute exercise session on laughter and lymphedema	
		Join ILF Plenary Session Infection in Lymphoedema Chair: A. Towers	V. Keeley	Cellulitis and the UK national audit	Grand Ballroom
P. Brantus	Acute attacks (cellulitis) prevention, impact on lymphoedema patients in Handicap International Project in Madagascar				
16:30-17:00	Join ILF Plenary Session Closing Remarks	C. Moffatt	Closing remarks	Grand Ballroom	
		I. Quéré	See you in Montpellier 2012		

 **Elvira Albrecht, PT**

Senior Chief Therapist at the Foeldi Clinic, Hinterzarten, Germany.

 **Jane Armer, PhD, RN, FAAN**

University of Missouri Sinclair School of Nursing, University of Missouri, Columbia, MO 65211, USA.

 **Gloria Armstrong**

Specialist Physiotherapist in Lymphoedema, Dermatology Dept., St. George's Healthcare NHS Trust, London, UK.

 **Michael J. Bernas, MS**

Investigator Department of Surgery, Director of the Lymphology Laboratories, University of Arizona, Tucson, AZ, USA.

 **Linda (Koby) Blanchfield RMT, CLT-LANA**

Dr. Vodder School Certified Instructor, Surrey, BC, Canada.

 **Joyce Bosman**

Oedema Physiotherapist, Sportlaan 2.1, 9728 PH Groningen, The Netherlands.

 **Susan Bowles, RN**

Lymphedema Clinic at Odette Cancer Centre, Toronto, Ontario, Canada.

 **Jillian Bracha**

Physical Therapy Department, Hillel Yaffe Medical Center, Hadera, Israel.

 **Pierre Brantus, MD**

Medical Consultant NTDs, Federation Handicap International, 01340 Montrevel en Bresse, France.

 **Corrado Cesare Campisi, MD**

University Hospital «San Martino» - National Institute for Research on Cancer - Genoa, Italy.

 **Aleksandra Chafranskaia, PT, MHSc**

Cancer Survivorship Program Lead, Princess Margaret Hospital, Toronto, ON M5G 2M9, Canada.

 **Dr Fiona Connell**

Consultant in Clinical Genetics, Department of Clinical Genetics, Guy's Hospital, London, SE1 9RT, UK.

 **Rhian W. Davies, MCSP**

Macmillan University Teacher, School of Medicine, University of Glasgow, Glasgow, G12 8LL, UK.

 **Dr Ian Dayes, MD**

Associate Professor, McMaster University, Hamilton, Ontario L8S 4L8, Canada.

 **Sandy Ellis**

Nurse Consultant Lymphoedema, St. George's Hospital, London, UK.

 **Dr Joseph Feldman, MD, CLT-LANA**

NorthShore University Health System, Evanston, IL 60201, USA

 **Dr Mieke Flour**

Dermatology Department, Vascular Centre, Multidisciplinary Diabetic Foot Clinic, U.Z. K.U.Leuven, 3000 Leuven, Belgium.

 **Prof Peter Franks, PhD**

Director, Centre for Research and Implementation of Clinical Practice, London, UK.

 **Mei Fu, PhD, RN, ACNS-BC**

Assistant Professor of Nursing, New York University, New York, NY, USA.

 **Mary Jo Geyer, PT, PhD**

Rehabilitation Science & Technology Dept, University of Pittsburgh, Pittsburgh, PA 15206, USA.

 **Deborah Glover**

Independent Medical Editor and Writer, London, UK.

 **Aggithaya Guruprasad**

Chief Ayurveda Consultant, Institute of Applied Dermatology, Kasaragod, Kerala - 671121, India.

 **Denise Hardy**

Clinical Nurse Specialist, Kendal Lymphology Centre, Kendal, Cumbria, UK.

 **Robert Harris, CI, CLT-LANA**

Director, Dr. Vodder School International, Victoria, BC, V8R 6N4, Canada.

 **Pamela Hodgson**

McGill University Health Center, Montreal, Canada.

 **Leslie Hutchings, MD, CDT**

Stayner Medical Center, Stayner, ON, L0M 1S0, Canada.

 **Dr Nancy Hutchison**

Sister Kenny Rehabilitation Institute, Minneapolis, USA.

 **Jarkko Iivarinen**

University of Eastern Finland, 70211 Kuopio, Finland.

 **Karin Johansson, RPT, Dr Med Sci**

Lymphedema Unit, Dep. of Oncology, Skane University Hospital, 221 85 Lund, Sweden.

 **Dr Vaughan Keeley**

Consultant, Department of Palliative Medicine, Royal Derby Hospital, Derby DE22 3NE, UK.

 **Rosemary Kelly**

66 College Street, Kitchener, Ontario N2H 5A1, Canada.

 **Anna Kennedy**

Executive Director, Lymphedema Association of Ontario, Toronto, ON M8X 1Y2, Canada

 **Noriko Kobayashi**

Department of Gynecology, Hokkaido University Hospital, Hokkaido, Japan.

 **Thomas Kornek, MD**

Institute for Health Services Research in Dermatology and Nursing, University Clinics of Hamburg, Germany.

 **Prof Dr Pierre Lievens**

Vrije Universiteit, Brussel, Belgium.

 **Jiro Maegawa, MD**

Associate Professor, Plastic Surgery, Yokohama City University Hospital, Yokohama, Japan.

 **Harvey N. Mayrovitz, PhD**

College of Medical Sciences, Nova Southeastern University, Ft. Lauderdale, Florida 33328, USA.

 **Janet McFarland, PT CDT**

Integrated Lymphatic Drainage Specialist and Instructor, Toronto Lymphocare Centre, Toronto, ON, Canada.

Speakers

Erik Maus, MD, CWS

Medical Director, Hermann Center for Hyperbaric Medicine and Wound Healing, Houston, TX, USA.

Baukje Miedema, RN A&B, BA, MA, PhD

Family Medicine Teaching Unit, Dr. Everett Chalmers Regional Hospital, Dalhousie University, Fredericton, NB, E3B 5N5, Canada.

Prof Christine Moffatt CBE, PhD

Lead Researcher, Derby Hospitals, Derby, UK.

Anne Newman, BSc

McGill Nutrition and Performance Laboratory, Montreal, Quebec H4A 3S5, Canada.

Maree O'Connor

Vic. Lymphoedema Practice, 5 Warrigal Rd, Surrey Hills, VIC 3127, Australia.

Jean O'Toole PT MPH

Physical Therapy Services, Massachusetts General Hospital, Boston, MA, USA.

Shizuko Okajima

Dept of Gerontological Nursing, Graduate School of Medicine, The University of Tokyo, Tokyo, Japan.

Prof Dr Hugo Partsch

Baumeistergasse 85, A 1160 Wien, Austria.

Cheryl Pike

Lymphoedema Specialist Physiotherapist, Lymphoedema Clinic, Singleton Hospital, Swansea, SA2 8QA, UK.

Prof Neil Pillar

Director Lymphoedema Assessment Clinic, School of Medicine, Flinders Medical Centre, Bedford Park, South Australia 5042.

Prof Isabelle Quéré

Professor of Vascular Medicine, Montpellier 1 University, Montpellier, France.

Elizabeth Quinlan, PhD

Department of Sociology, University of Saskatchewan, Saskatoon, SK, S7N 5A5, Canada.

John C. Rasmussen

Center for Molecular Imaging, The Brown Foundation Institute of Molecular Medicine at The University of Texas Health Science Center, Houston, TX, USA.

Martina Reddick, RN CDT

Lymphedema Nurse Coordinator at the Cancer Care Program, Eastern Health, St John's, Newfoundland, Canada.

Donna Lue Reise, RN CDT

Talspar Nursing Service, Hamilton, Ontario, Canada.

Katie Riches

Research Nurse, Nightingale Macmillan Unit, Derby Hospitals NHSF Trust, Derby, UK.

Stanley G. Rockson, MD

Chief of Consultative Cardiology, Professor of Lymphatic Research and Medicine, Stanford University, Stanford, CA 94305, USA.

Prof Hiromi Sanada, PhD, RN, WOCN

Dept. of Gerontological/Wound Care Nursing The University of Tokyo, Tokyo, Japan.

Chi-Ren Shyu, MSEE, PhD

Director, Informatics Institute, University of Missouri, Columbia, MO 65211, USA.

Margaret Sneddon

Head of Nursing & Health Care School, College of Medical, Veterinary and Life Sciences, University of Glasgow, Glasgow G12 8LL, UK.

DeCourcy Squire, PT

Piedmont Hospital Lymphedema Program, Atlanta, GA 30309 USA.

Nicole Stout, PT, MPT

Physical Therapist and Lymphedema Specialist, National Naval Medical Center, Bethesda, MD 20889, USA.

Prof Junko Sugama

Department of Clinical Nursing, Institute of Medical, Pharmaceutical and Health Sciences, Kanazawa University, Kanazawa, Japan.

Maho Takeuchi

Women's Health Nursing, Graduate School of Medicine, Tohoku University, Sendai, Japan.

I-Chih Tan

Center for Molecular Imaging, The University of Texas Health Science Center, Houston, Texas 77030, USA.

Roanne Thomas-MacLean, PhD

Associate Professor, Sociology, Co-Director, Qualitative Research Centre, University of Saskatchewan, Saskatoon, SK S7N 5A5, Canada.

Dorit Tidhar, MScPT

McGill University Health Center, Montreal, Canada.

Dr Anna Towers, MDCM, FCFP

McGill University Health Center, Montreal, Canada.

Peter Viehoff

Erasmus University Medical Centre, Rotterdam, The Netherlands.

Charles Vukotich, BS

University of Pittsburgh School of Engineering, University of Pittsburgh, Pittsburgh, PA 15206, USA.

Jane Wigg

Clinical Innovations Manager, Haddenham Healthcare, Long Crendon, Bucks HP18 9BB, UK.

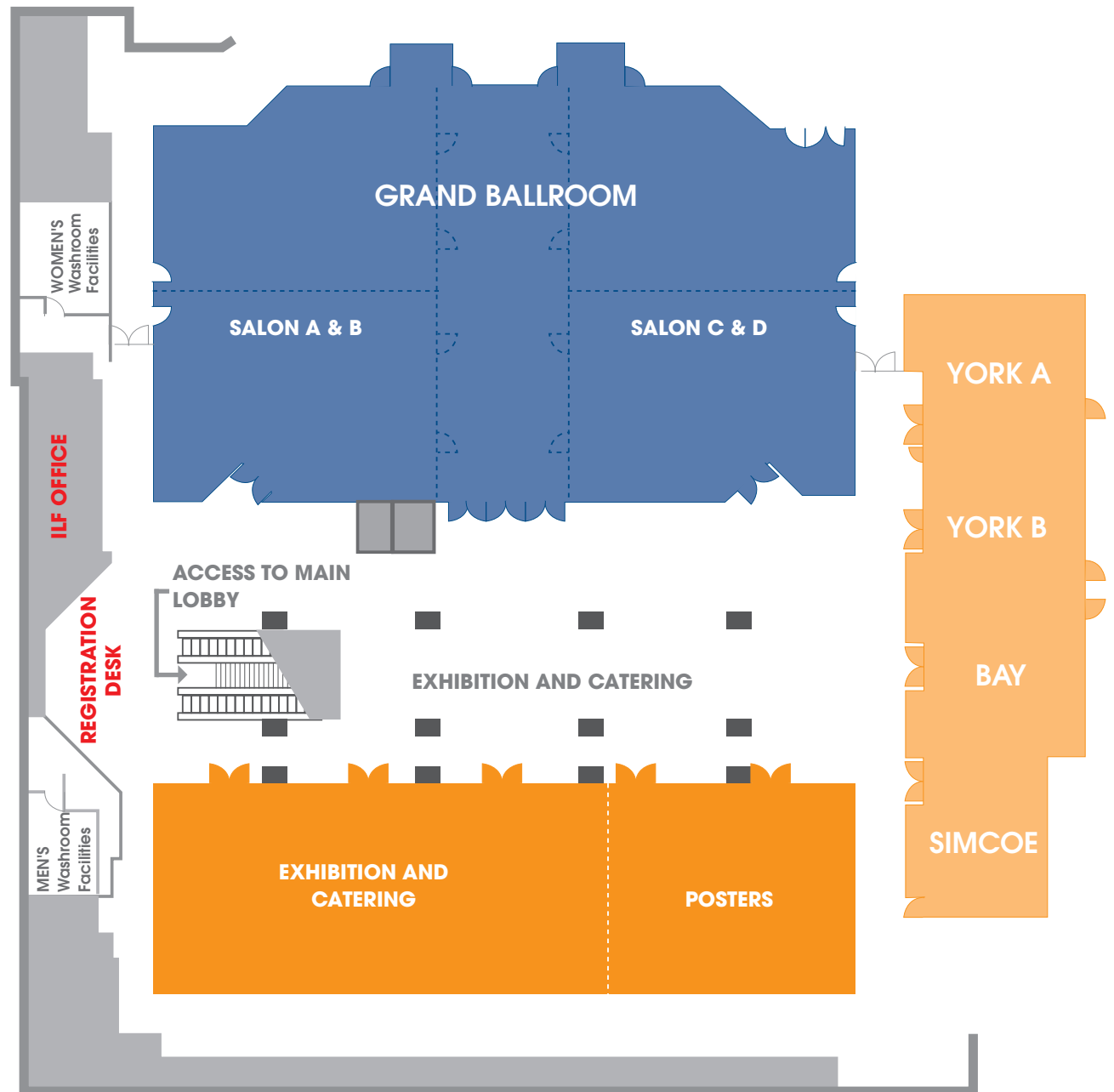
Dave Willson

Cancer Survivorship Program, Princess Margaret Hospital/University Health Network, Toronto, Ontario, Canada.

Plan of Marriott Eaton Centre

The **King** and **Carlton** Rooms are located on the second floor of the Marriott Eaton Centre Hotel.

The **Swimming Pool** is located on the 18th floor of the Marriott Eaton Centre Hotel.



General information

Access to the Conference :

■ Access to the Conference is through the Marriott Eaton Centre main Lobby on 525 Bay Street, Toronto.

■ The main Plenary Room (Grand Ballroom), the exhibition (Foyer and Trinity Ballroom) and main breakout session rooms are located on the lower level conference area.

■ Only registered delegates have access to the Conference and exhibition area.

Catering

Thursday, June 16

10:30 – 11:00: Health break
12:30 – 14:00: Lunch box
15:30 – 16:00: Health break
17:30 – 19:00: Welcome Reception for all delegates

Friday, June 17

10:00 – 10:30: Health break
12:00 – 13:30: Lunch box
15:00 – 15:30: Health break
Starts at 19:15: Conference Dinner (Dinner tickets holders only)

Saturday, June 18

10:00 – 10:30: Health break
12:00 – 13:30: Lunch box
14:45 – 15:15: Health break

Conference hours

Thursday, June 16

08:00 – 09:00: Registration
09:00 – 17:30: Main Conference

Friday, June 17

07:30 – 08:30: Registration
08:30 – 17:00: Main Conference

Saturday, June 18

07:30 – 08:30: Registration
08:30 – 17:00: Main Conference and LAO Patient Conference

Exhibition hours

The Exhibition Hall will be open:

Thursday, June 16: 08:00 – 20:00
Friday, June 17: 08:00 – 17:30
Saturday, June 18: 08:00 – 15:15

ILF Office

The ILF Office is located next to the Registration Desk.

Symposia

The 3 Lunch Symposia are held in the Grand Ballroom.

Delegates need to obtain their lunch box before entering the Plenary Room.

Certificates of Attendance

Certificates of Attendance will be available at the Registration Desk.

Canadian
Breast Cancer
Foundation
ONTARIO

Fondation
canadienne du
cancer du sein
ONTARIO



The Canadian Breast Cancer Foundation was founded in 1986 as the first volunteer-led organization in the country devoted exclusively to breast cancer research, health promotion and advocacy. Our goal is to reduce the number of people diagnosed with breast cancer, and to improve quality of life for those affected. We direct donor dollars to world-class researchers and clinicians who are making groundbreaking progress in breast cancer prevention, diagnosis, treatment and care. Since 2000, the Foundation has awarded 450 grants, supporting research projects and fellowships.

For more information, visit: www.cbcf.org/ontario.



3M™ is a global diversified technology company with 80,000 employees, net revenues of \$26.7 billion and over 55,000 innovative products. We leverage our 45 technology platforms, world-class manufacturing and global reach to provide trusted products that help promote health and improve the quality, cost and outcomes of care.

The 3M™ Skin and Wound Care and Infection Prevention Divisions offer health care professionals leadership solutions to improve patient outcomes in many areas of these important fields. Current 3M research is targeting Lymphoedema, Venous Leg Ulcers, Skin Integrity, Wound Healing, Catheter Related Blood Stream Infections and Patient Warming.

Come and see 3M™ research in action by attending the launch of our lymphoedema compression innovation 'Coban 2 Compression System', at our Thursday Symposium or through visiting us at the 3M Booth.



Medi is an international organisation manufacturing compression garments with offices in 12 European countries as well as production sites in the USA and Germany. The "medi" product is known in over 125 countries worldwide. Medi is distributed in Canada by Valco.

Our special knowledge in Lymphoedema has led to the development of products which are as effective as possible yet are compatible with the everyday lives of lymphoedema sufferers.

With mediven flat knit options you can offer your patients high quality garments with an exceptional degree of versatility. You may already be familiar with our mediven esprit flat knit armsleeve and glove as well as our new Sensoo flat knit stockings which provide high working pressure but remain soft and comfortable due to the two way elastic stretch.

Mediven forte is the first seamless two way stretch hosiery garment offering maximum compression and stability which is also available as made to measure.

Quality products are the key to ensuring treatment is a lasting success.

Exhibitors



Haddenham Healthcare is an independently owned company specializing in the treatment of lymphoedema. Haddenham is a market leader in UK, and is now rapidly developing partnerships in international markets with its own operation in Australia, and partnership / distribution arrangements in Europe, North America and Asia.

Haddenham focus is on providing innovative and problem solving solutions to assist lymphoedema therapists in treating their patients - helping achieve clinical effectiveness and patient compliance.

Haddenham offers a complete range of compression garments to treat Lower Limb, Upper Limb and Mid-Line Oedema – with a wide selection of highly innovative fabrics, styles, colours, and options.

Haddenham are delighted to be hosting two workshops at this year's conference:

- The All New LymCalc 4.0 Solo & Network – A PC based data management software system for clinical notes & outcome measures – Workshop B4, Thursday June 16 at 16.00h – Led by Jane Wigg, Clinical Innovations Manager, Haddenham.
- Adapting Compression for Clinical Challenges – A study of patients treated with FarrowWrap. – Co-sponsored by Farrow Medical Innovations – Workshop E2, Saturday June 18 at 10.30h – Led by Gloria Armstrong, Specialist Physiotherapist in Lymphoedema, St George's Hospital, London.

We look forward to welcoming you to the Haddenham Booth.



«As one of the leading medical device manufacturers in the world, Bauerfeind makes an important contribution to maintaining and restoring health, mobility and well being to people all over the world. Our mission is to help people lead active, pain free lives at any age. We combine proven technological and manufacturing expertise with the strength of innovation and social responsibility, to provide the premier products in the industry.

Our product lines include Compression Stockings, Supports and Orthoses, Insoles and Therapeutic Shoes, Prosthetic Components and Materials, and Measurement Technology. Our tradition of excellence and unrivaled commitment to quality are the driving forces behind everything we do. Great solutions, no compromises. **Bauerfeind – Motion is Life.»**



For nearly a century, JUZO has maintained a worldwide reputation for excellence in manufacturing high quality medical compression therapy garments. Two-way stretch elasticity coupled with our unique FiberSoft technology is why Juzo products are unsurpassed in patient satisfaction and compliance. Juzo also offers the widest range of compression levels, colors, sizes and styles, accommodating virtually any lifestyle or therapeutic need. Our complete line of latex free lymphedema products includes compression stockings, arm sleeves and gauntlets.



Bodystat® is one of the world's leading developers of bio-impedance technology: trusted by clinical physicians and research institutions worldwide. www.bodystat.com

Bodystat Ltd., founded in 1990, is a Global Leader in Body Composition Analysis using BIA.

Assess fluid shifts in limbs with the QuadScan 4000. An Index ratio, instantly displayed on the portable device identifies cellular fluid shifts. Clinicians can use this to assess the effectiveness of treatment on patients and assist in the clinical assessment of lymphoedema progression by tracking change over time. Additional measures include body fat, fat free mass, lean mass, total body water, extra-cellular water, and more.

The test is non-invasive and non-intrusive; the accuracy of the Index ratio is independent of weight, fat, fat free mass change, age or population group. Measurements are automatically stored and downloadable, via Bluetooth, to Bodystat software or for an instant print-out the thermal printer.

Bodystat is a research and development company who manufactures and markets innovative bio-impedance products using proven techniques, which are safe, reliable and deliver reproducible results.



With over a decade of designing and manufacturing experience, Solaris has become a leader in

nighttime lymphedema management and is quickly emerging in venous edema and wound care treatment as well. Solaris prides itself on its ability to provide unique home solutions for clients with daily and nightly swelling, as well as their community involvement and exceptional customer service and support. For more information on Solaris and our products, please visit us at Stand 7 or browse our new **website: www.solarismed.com.**



Delfin Technologies develops, produces and markets specialized instruments for skin and edema measurements. Current products include the VapoMeter for TEWL measurements, the

MoistureMeter SC for skin surface hydration measurements and the MoistureMeter D for tissue water changes in the deeper layers of the skin and subcutis.

Delfin instruments are scientifically validated and well established and they are renowned for their accuracy, reliability and user-friendliness. Customer organizations span over 30 countries on six continents and include universities, hospitals and other research organizations as well as pharmaceutical companies and testing laboratories.

The MoistureMeter D is a water-specific instrument for the local and non-invasive measurement of tissue water. The measurement is based on dielectric constant values that are directly proportional to the amount of water in the skin. The tissue dielectric constant (TDC) value is used in lymphedema research and increasingly also in the clinical setting and the assessment of lymphedema treatment efficacy.

The MoistureMeter D includes the main unit and four differently sized probes that measure to different depths of the tissue. The instrument also features wireless data collection to an easy-to-use computer program.

www.delfintech.com



The Flexitouch® system, made by Tactile Systems Technology, is an advanced pneumatic compression device for the in-home treatment of lymphedema, chronic edema and non-healing wounds. Our proprietary 32 chamber dynamic pressure technology is proven to stimulate the lymphatic system. Clinical evidence demonstrates 93% patient compliance and 90% satisfaction rates.



ImpediMed is a global company with offices in Australia, the USA, and the UK, which develops bioimpedance devices with a focus on medical applications for use in a variety of healthcare segments that are non-invasive, compact and portable, highly accurate, fast, simple to operate, and considerably cheaper than most existing alternatives.

ImpediMed's L-Dex® devices are the only FDA, CE and TGA cleared devices that offer simple point of care, standardized and objective metrics to aid in the clinical assessment of lymphoedema. They enable medical professionals to provide preoperative clinical assessments and ongoing monitoring of patients for early signs of lymphoedema. This allows early, simple, cost effective treatment that can assist in preventing the progression of lymphoedema to irreversible forms, helping to improve the quality of life of patients and easing the substantial financial burden on patients and governments.



BSN medical is a global medical device company specializing in the areas of Fracture Management, Orthopaedic Soft Goods, Phlebology and Wound Care. With its world wide recognized brand JOBST®, BSN medical can take care of both phases of lymphatic diseases. The Decongestive Therapy can be managed with all available bandages such as Comprilan® and the maintenance phase with the wide variety of Elvarex® garments. Elvarex® is a comfortable flat knit garment which provides a micro massage to patients to improve lymph circulation and keeps limb reduced to its minimum. Elvarex® is available in all classes and comes with many options for patients' well being. **To learn more about JOBST® compression garments, please call our Customer Service at: 1-877-9787-5526.**



Lymphedema is a condition that can lead to excessive swelling of the limbs, commonly in the arms and the legs, but can reach other parts of the body. The condition can be detrimental to both health and self image, making many daily tasks more difficult. While there is at present no cure for lymphedema, it can be successfully managed.

The caring professional staff at Shoppers Home Health Care are available to assist lymphedema patients learn how to control and manage their condition. Private and confidential, our one on one service with a certified fitter can assist you with the information and resources necessary for your physical and emotional well being. Our trained fitters work closely with our wide range of manufacturing partners to stay up to date on the latest products and innovations in the areas of lymphedema compression garments, sequential pumps, CircAid and Reid sleeves. Pre-op and post-op Mastectomy services are also available.

Shoppers Home Health Care is committed to being part of your treatment plan and as such we are associated with decongestive therapy/manual lymph drainage therapists. We are registered ADP vendors and can help you with your funding options.



Torbot Group, Inc., Jobskin Division manufactures Jobskin custom compression burn garments and the Interim ready-to-wear compression burn garments for scar management. The custom garments are provided in a wide range of colors and styles. They

are individually designed and manufactured with the highest quality fabric to meet your specific needs. Torbot also manufactures compression garments to manage lymphedema and lower extremity vascular conditions.



Canadian owned company; distributor of the Lymphapress compression pumps to include the optimal pump which has a pre-therapy (mimics MLD) and sequential modes. Distributes post mastectomy breast prosthesis. Drop by our booth and see the massage form. Educator available for questions.

Exhibitors



Dr. Vodder School™
INTERNATIONAL
Authorized by the original Dr. Vodder Schule - Austria

Based in North America since 1993, we provide an extensive education program for health care professionals in lymphedema management and related conditions. Certified instructors provide education developed on evidence-based practice and research using the original Dr. Vodder method of Manual Lymph Drainage, compression therapy, exercise therapy and skin care. Our academic instructors include Dr. Anna Towers (medical director), Prof. Neil Piller and Prof. Horst Weissleder who provide state-of-the-art knowledge in lymphology and treatment of patients with lymphedema.

Our 160 hour training program meets and exceeds the training requirements of the Lymphology Association of North America (LANA). We offer postgraduate courses to all lymphedema therapists in skills for management of complex patients. Dr. Vodder therapists listed on our website, www.vodderschool.com have attended updating classes within the past two years, ensuring quality of care for patients. Please visit our booth to find out more and speak with one of our certified instructors.



The Lymphedema Association of Ontario (LAO) is celebrating its 15th year of supporting, educating and advocating for lymphedema patients and their families, those at risk and health professionals. Through the years, the LAO's commitment remains strong: to raise lymphedema awareness and promote education through a support line, a website, their publication entitled Lymphedema Matters and an annual conference. The LAO is proud to be partnering with the Canadian Lymphedema Framework and the International Lymphoedema Framework to host the 2011-ILF Lymphedema Conference in conjunction with the LAO's 16th Annual Conference. We hope you will stop by our booth to say hello and browse through the many lymphedema books we sell.

Based in North America since 1993, we provide an extensive education program for health care professionals in lymphedema management and related conditions. Certified instructors provide education developed on evidence-based practice and research using



The National Lymphedema Network (NLN) is an internationally recognized non-profit organization founded in 1988 by Saskia R.J. Thiadens, R.N. The mission of the NLN is to create awareness of lymphedema through education and to promote and support the availability of quality medical treatment for all individuals at risk of or affected by lymphedema. The NLN is a driving force behind the movement in the U.S. to standardize quality treatment for lymphedema patients nationwide. The NLN provides education and guidance to lymphedema patients, health care professionals and the general public by disseminating information on the risk reduction and management of primary and secondary lymphedema. In addition, the NLN supports research into the causes and possible alternative treatments for this often incapacitating, long-neglected condition.

The National Lymphedema Network (NLN) is an internationally recognized non-profit organization founded in 1988



The Australasian Lymphology Association (ALA) is the peak professional organisation promoting best practice in lymphoedema management, research and education in Australia and New Zealand. It endeavours to be recognised as an authoritative body that consults with and advises government, educators and health care providers. It promotes evidence based practice and encourages research in the area of lymphoedema.

www.lymphology.asn.au

Our biennial conference is planned for 24th - 26th May 2012 in Cairns, Queensland. The theme of the conference is "Hot Topics in Lymphology" and we are pleased to have Professor Peter Mortimer as keynote speaker. The ALA encourages international colleagues to join us in Cairns for an innovative and thought provoking program in an exciting and relaxed setting. **Detailed information is available at www.alaconference.com.au or pick up our postcard at the exhibition.**

The Australasian Lymphology Association (ALA) is the peak professional organisation promoting best practice




The Canadian Breast Cancer Network (CBCN) is a survivor-directed, national network of organizations and individuals. CBCN is a national link between all groups and individuals concerned about breast cancer, and represents the concerns of all Canadians affected by breast cancer and those at risk. Its mission is to develop and encourage linkages between groups and individuals concerned about breast cancer; Represent the concerns of all Canadians affected by breast cancer and those at risk; Communicate with, support and inform organizations and individuals in Canada about breast health and breast disease; Promote education and awareness about breast cancer at the national level; Develop and implement strategies to improve the health and well-being of breast cancer survivors and Focus national attention on breast cancer and ensure that issues faced by Canadians affected by breast cancer influence decisions of research and health care policy.

Canadian Lymphedema Framework


The Canadian Lymphedema Framework (CLF) is an academic and patient stakeholder collaboration that is part of an international initiative which aims to promote research, best practices and lymphedema clinical development worldwide. The CLF is working hard to improve the management of lymphedema and related disorders in Canada. We are pleased to be a proud partner of the International Lymphoedema Framework and we look forward to collaboration with our fellow colleagues in other national lymphedema frameworks around the world.

The Canadian Breast Cancer Network (CBCN) is a survivor-directed, national network of organizations and individuals. CBCN is a national link between all groups and individuals concerned about breast cancer, and represents the concerns of

TIME	TITLE	SPEAKERS	TOPIC	ROOM
09:00-09:30	Welcome Address	C. Moffatt	Welcome to 3rd ILF Conference	Grand Ballroom
		A. Towers	Welcome to Canada	
09:30-10:30	Plenary Session Progress on ILF Best Practice Document 2nd Edition Chair: A. Towers	J. Armer	The process and outcomes of the Systematic Review for the BPD 2nd edition	Grand Ballroom
		C. Moffatt, D. Glover	The current position of the document and the way forward	
HEALTH BREAK & EXHIBITION				
11:00-12:30	Concurrent Sessions <i>(see details on page 17)</i> 			
12:45-13:45	Lunch Symposium Hosted by 3M 3M™ Coban™ 2 System: Innovation in Lymphoedema Compression Therapy		Patient testimonials	Grand Ballroom
		C. Moffatt	Opening remarks - Dose finding in lymphoedema management	
		P. Franks	Using Coban 2 in clinical practice	
		T. Kornek	The health economic benefits of Coban 2	
		C. Pike	Using Coban 2 in clinical practice	
		D. Hardy	Coban 2 wrapping technique	
			Patient testimonials	

11:00-12:30 Concurrent Sessions

TIME	TITLE	SPEAKERS	TOPIC	ROOM
Abstract Session A1 Practice 1 Chair: J. Feldman		K. Riches	The use of measuring plasma B-type natriuretic peptide (BNP) in screening patients for heart failure	Salon A & B
		V. Keeley	The use of arterial Doppler wave forms in screening for peripheral vascular disease prior to compression in patients with lymphoedema	
		C. Vukotich	Use of a laser scanning system to measure limb volume in chronic edema	
		H. N. Mayrovitz	Biophysical assessments for lymphedema detection in patients with breast cancer before and one year after breast cancer surgery	
		R. Davies	What is the education need of health care professionals regarding lymphoedema and what is the preferred method of delivery? A national education research project	
Abstract Session A2 Service Chair: P. Franks		P. Hodgson, A. Kennedy	Lymphedema Landscape study – Canada phase I	Salon C & D
		S. Okajima	Health-related quality of life and associated factors in patients with primary lymphoedema	
		K. Johansson	The Lymphedema Quality of Life Inventory (LQOLI)	
		D. Willson	Devising clinical notes for the future	
		E. Quinlan	Lymphedema trajectories among breast cancer survivors	
		S. Rockson	International patient registry and biorepository for lymphatic disease	
Workshop A3: Implementing Best Practice; Clinical Reasoning		D. Tidhar	Implementing the Best Practice Document: experience of a workshop method in Canada and Israel	York A
Workshop A4 ICF Core Set		P. Viehoff	Development of core sets for lymphedema: review of the literature / The use of ICF core sets for lymphoedema in daily practice	York B
Workshop A5 Team Building Skills		J. McFarland	How to enhance the team building skill set of those working to create local, national and international multi-disciplinary partnerships in lymphedema frameworks	Simcoe
Workshop A6 Education Focus Group		M. O'Connor, M. Sneddon	Focus discussion on education	Bay
Workshop A7 Yoga		A. Guruprasad	Integrating Yoga into lymphoedema management - experiences from Kerala – Practical session	King

TIME	TITLE	SPEAKERS	TOPIC	ROOM
14:00-14:45	Plenary Session Psychosocial Aspects of Lymphoedema Chair: C. Moffatt	R. Thomas MacLean	Qualitatively understanding lymphedema: canadian perspectives	Grand Ballroom
		M. Fu	The psychosocial impact of living with lymphoedema	
14:45-15:30	Plenary Session Obesity & Lymphoedema Chair: C. Moffatt	M. Flour	Obesity and lymphoedema	Grand Ballroom
HEALTH BREAK & EXHIBITION				
16:00-17:30	Concurrent Sessions <i>(see details on page 19)</i> 			
17:30-19:00	Welcome Reception <i>(Open to all delegates and exhibitors)</i>			

**16:00-17:30
Concurrent Sessions**

TIME	TITLE	SPEAKERS	TOPIC	ROOM
Abstract Session B1 Practice 2 Chair: C. Pike		M.J. Geyer	Legs to Stand On™, an international effort to develop integrated lower limb care (LLC) programs for prevention of disability (POD) in the developing world	Salon C & D
		M.J. Geyer	Telerehabilitation (TR) tools for self-management of chronic limb swelling	
		J. O'Toole	Transient and persistent lymphedema following treatment for breast cancer	
		A. Chafanskaia	Hospital-based lymphedema clinic: taking interdisciplinary care to the next level	
Abstract Session B2 Surgical Approach Chair : N. Piller		N. Kobayashi	Preventive intervention for lower- limb lymphedema at early postoperative period in gynecological cancer	Salon A & B
		P. Lievens	The short time effect of radiation therapy on the lymphatic system and on the newly formed lymph vessels	
		J. Maegawa	Technique, results, and late patency of lymphaticovenous side-to-end anastomosis in peripheral lymphedema	
		C. Campisi	L.Y.M.P.H.A. - A new proposal to prevent breast cancer related lymphedema	
Workshop B3 Treatment of Lipoedema Associated with Obesity		J. Bosman	Lipoedema: the challenges of diagnosis and management	Bay
		J. Wigg	Presentation of the Lymcalc Software for Clinical Notes and outcomes measures	Simcoe
Workshop B4: Hosted by Haddenham LymCalc		J. Wigg	Presentation of the Lymcalc Software for Clinical Notes and outcomes measures	Simcoe
Workshop B5: Patients with Wounds and Lymphoedema		C. Moffatt	Clinical cases of patients with wounds and lymphoedema	York A
Workshop B6: Head & Neck Lymphoedema		D. Squire	Managing head and neck lymphoedema	York B

TIME	TITLE	SPEAKERS	TOPIC	ROOM
08:30-10:00	Plenary Session Diagnostics Chair: V. Keeley	N. Piller	New developments in diagnostics for the clinic	Grand Ballroom
		M. Bernas	Lymphoscintigraphy and new technological developments for clinical practice and research	
HEALTH BREAK & EXHIBITION				
10:30-12:00	Concurrent Sessions <i>(see details on page 21)</i> 			
12:15-13:15	Lunch Symposium Hosted by CBCF Breast Cancer Survivors and Lymphoedema	M. Fu	Work-related impact of post-breast cancer lymphedema	Grand Ballroom
		A. Towers	Long-term disability after breast cancer: Expanding an empirical foundation for education, prevention and rehabilitation	
		J. Armer	Characteristics and lymphedema occurrence among breast cancer survivors followed for five years after initial treatment	
		M. Fu	Lymphedema management from the breast cancer survivor's perspective	


PRIMER SPECIFIC PLENARY SESSION *will be held in room York A & B*

TIME	TITLE	SPEAKERS	TOPIC	ROOM
10:30-12:00 Concurrent Sessions	Abstract Session C1 Diagnostics Chair: M. Bernas	J. Iivarinen	Quantitative diagnostics of soft tissue consistency	Salon A & B
		A. Newman	Assessment of breast cancer-related lymphedema using dual energy x-ray absorptiometry and multi-frequency bioelectric impedance spectroscopy	
		M. Takeuchi	Assessment of lower limb lymphedema with ultrasonography	
		J. Rasmussen	Assessing lymphatic architecture and function in health and disease using near-infrared fluorescence imaging	
		I-C. Tan	Lymphatic imaging for guidance of therapy in head and neck lymphedema	
	Workshop C2 Diagnostics	N. Piller	A practical guide to use diagnostics methods in clinical practice	York A
	Workshop C3 Palliative Care	A. Towers	The management of lymphoedema in advanced disease based on ILF Position document.	Salon C & D
Workshop C4 Hosted by 3M	Team of 3M Trainers	Hands-on Bandaging Techniques with 3M™ Coban™ 2 System - Canadian Therapist Workshop	Bay	
Workshop C5 Diagnostic 2: Bio-Impedance	K. Riches	A practical guide to use of bioimpedance in clinical practice	Simcoe	
Workshop C6 Aqua Lymphatic Therapy	D. Tidhar	Aqua lymphatic therapy for leg and arm lymphedema – Workshop for lymphedema therapists	Swimming Pool	

TIME	TITLE	SPEAKERS	TOPIC	ROOM
13:30-15:00	Plenary Session ILF Lymphoedema Dataset Chair: H. Sanada	P. Franks	Concept and design for the ILF Minimum Dataset: the UK experience	Grand Ballroom
		J. Sugama	Launch of ILF Lymphoedema Dataset in Japan	
		C. Shyu N. Hutchison	The ALFP dataset and informatics framework	
HEALTH BREAK & EXHIBITION				
15:30-17:00	Concurrent Sessions <i>(see details on page 23)</i> 			
Starts at 19:15	Conference Dinner <i>(For pre-booked ticket holders who registered for this option)</i>			

PRIMER SPECIFIC PLENARY SESSION *will be held in room York A & B*

TIME	TITLE	SPEAKERS	TOPIC	ROOM
15:30-17:00 Concurrent Sessions	Abstract Session D1 Evidence for Treatment Chair: H. Partsch	J. Bosman	Managing seroma	Salon A & B
		J. O'Toole	The natural history of cording following treatment for breast cancer	
		I. Dayes	DELTA: A multicentre randomized trial of decongestive therapy for women with breast cancer-related lymphedema	
		R. Harris	The use of the Vodder Method of MLD for primary lymphoedema in a client with intellectual disability - overcoming obstacles	
	Abstract Session D2 Exercise Chair: C. Pike	B. Miedema	Do post breast cancer difficulties with recreational activities improve over time? A longitudinal follow-up study of participants 8 and 43 months (3.6 years) post surgery	Salon C & D
		K. Johansson	A randomized study of the effect of swimming and water aerobic exercise on breast-cancer-related arm-lymphedema	
		J. Bracha	Advantage of proximal arm exercise for arm volume reduction in women with breast cancer related lymphedema	
		D. Tidhar	Aqua lymphatic therapy (ALT) for post surgical lymphedema	
	Workshop D3 ILF Minimum Dataset	P. Franks, J. Sugama	ILF Minimum Dataset	York A
	Workshop D4 Laughing Therapy	R. Kelly	Laughter, movement and lymphedema	Simcoe
Workshop D5 What's Your Criteria for Change?	N. Piller	What's your criteria for change in lymphoedema? Is it the best, is it accurate and can it discriminate?	York B	
Workshop D6 Lymphoedema Service	S. Ellis	Establishing an effective lymphoedema service	Bay	


TIME	TITLE	SPEAKERS	TOPIC	ROOM
08:30-10:00	Plenary Session Developments in Compression Chair: C. Moffatt	H. Partsch	Overview of what we know about compression and its effects in lymphoedema and chronic oedema management	Grand Ballroom
		N. Stout	ICC paper Consensus Document: "Chronic edema of the lower limb extremities: international consensus recommendations for compression therapy in chronic edema"	
		S. Rockson	An overview of the role of IPC in lymphoedema	
HEALTH BREAK & EXHIBITION				
10:30-12:00	Concurrent Sessions <i>(see details on page 25)</i> 			
12:15-13:15	Lunch Symposium Focus on Global Issues Chair: N. Stout	N. Stout	Presentation of a paper on global issues	Grand Ballroom
		M. Sneddon	Key results from ILF Education Committee surveys	
		A. Guruprasad	Challenges, realities and outcomes using western and traditional approaches to lymphoedema in India	

TIME	TITLE	SPEAKERS	TOPIC	ROOM
10:30-12:00 Concurrent Sessions	Workshop E1 Supported by an educational grant from BSN medical How Compression Works	H. Partsch	A practical guide to how compression works in lymphoedema management	Salon A & B
		E. Albrecht	Compression therapy is more than decongestion	
	Workshop E2 Hosted by Haddenham/Farrow Adapting Compression for Clinical Challenges	G. Armstrong	Using devices to solve complex compression problems in lymphoedema	King
	Workshop E3 Advanced Measurement and Fitting of Compression Hosiery	D. Hardy	A practical guide to advanced measurement in compression hosiery	Carlton
	Workshop E4 Managing Genital Oedema	C. Pike	A practical guide to managing genital lymphoedema	Salon C & D
Workshop E5 Supported by an educational grant from Tactile Technologies Intermittent Pneumatic Compression	E. Maus	A practical guide to managing IPC in lymphoedema	Bay	

TIME	TITLE	SPEAKERS	TOPIC	ROOM
13:30-14:45	Plenary Session Children with Lymphoedema Chair: M. Sneddon	I. Quéré	Clinical features of constitutional lymphoedema in children and young adults: what is progression related to ?	Grand Ballroom
		F. Connell	Recent advances in the genetics of primary lymphoedema	
HEALTH BREAK & EXHIBITION				
15:15-16:30	Plenary Session Infection in Lymphoedema Chair: A. Towers	V. Keeley	Cellulitis and the UK national audit	Grand Ballroom
		P. Brantus	Acute attacks (cellulitis) prevention, impact on lymphoedema patients in Handicap International Project in Madagascar	
15:15-16:30	Closing remarks	C. Moffatt	Closing remarks	Grand Ballroom
		I. Quéré	Welcome to Montpellier 2012	

4th ILF CONFERENCE - MONTPELLIER, France

Multidisciplinary Spirit with a Focus on Patients, especially Children and Young Adults, and Lymphoedema Management in developing Countries



Montpellier is a leading academic city in France and is located on the Mediterranean coast. Montpellier boasts the oldest still operating Faculty of Medicine in Europe.

28 – 30 June 2012

Le Corum Convention Centre

In partnership with the Partenariat Français du Lymphoedème (French Lymphoedema Framework) Bilingual Conference English/French



INTERNATIONAL
LYMPHOEDEMA
FRAMEWORK

The ILF Objective:

To improve the management of lymphoedema and related disorders worldwide

- To increase **awareness** by raising the profile of lymphoedema.
- To increase **knowledge** about lymphoedema by initiating and/or contributing to **Research Programmes**.
- To **disseminate** this knowledge by implementing an **international, not-for-profit, publications strategy**.
- To increase **understanding** of lymphoedema and its management by creating and/or contributing to the development of **Education Programmes**.
- To provide a cross cultural networking platform through an **Annual International Event** where all stakeholders will have the opportunity to contribute and influence the ILF agenda.
- To promote and document Best Practice with the development of an **International Minimum Dataset**.
- To facilitate and/or contribute to better **access to treatment** for patients worldwide.
- To promote and **support initiatives** whose goals are to improve the national/regional/local management of lymphoedema anywhere in the world.
- To help the Healthcare Industry understand the **real needs** of patients and practitioners, and develop and evaluate improved diagnostic tools and treatments.